

Date: 15/05/2023

Feedback Committee Report 2022-23

To,
The Principal
Adarsh College, Hingoli

Subject- Submission of Feedback Committee Report 2022-23.

Respected sir,

I am hereby submitting the report of the feedback committee for the year 2022-23. As per the guideline the committee has collected feedback from students and analyzed them. This report of finding, is attached herewith for your information.

Kindly accept it and do the needful.

Encl:-

1. Students Satisfaction Survey on Teaching Learning & Evaluation 2023
2. Analysis of Feedback of Teachers by Students 2022-23
3. Analysis of Feedback of Teaching and nonteaching staff on curriculum 2022-23
4. Analysis of Feedback of Curriculum by Students 2022-23
5. Analysis of Feedback of Office by Students 2022-23
6. Analysis of Feedback of College Campus by Students 2022-23
7. Analysis of Feedback of Library by Students 2022-23



Dr. S. D. Chavan
Co-Ordinator
Feedback Committee 2022-23

NAAAC

19.5.23

Analysis of Feedback of Teachers by Students 2022-23

Introduction:-

The development of all round personality requires the teachers to do more than mere teaching. It is said that the mediocre teacher tells, the good teacher explains, the superior teacher demonstrate and the great teacher inspires. The teacher with unimpeachable integrity of character, qualities of leadership, environmental awareness and acquaintance with the day to day development in the chosen discipline becomes a source of inspiration, mentor and model for students. The teacher in general should have a strong ether commitment. The assessment of the teacher should be concerned with the major attributes relating to the professional and subject related aspect, and overall impression of a teacher.

Objectives:-

The objectives of feedback on teachers by students are as follows:

1. To find out general attitude related performance and relative status of a teacher
2. To find out subject related performance and relative status of a teacher
3. To involve the students participation in the process of quality enhancement
4. To examine the overall impression of the faculty.

Methodology:-

A questionnaire, in the form of Google Form comprising 09 questions, dealing with teacher's command over the subject medium of instruction (language). Regularly in conducting class, practical, attitude towards students, mentoring, reading to resolve students doubt, questions and interactive level was designed and administered online and students' feedback was collected and analyzed by using five scale tool ranging from excellent to below average.

Findings:-

The following are the important findings of the feedback:

- 1) 98% student opinion that their teacher's command over the medium of instruction was above good level and satisfying.
- 2) 98% students observed that their teacher's were good in observing regularity in conducting their lectures and practical.
- 3) 96% students stated that their teacher's attitude towards students was good, friendly and motivating.
- 4) 96% students stated that their teacher's were good in extending counseling in terms of

personal, career and placement related issues.

- 5) 98% student opinion that their teacher's demonstrated good command over their domain area / subject.
- 6) 95% students highlighted the fact that their faculty was good in showing promptness in resolving their doubts and questions in and outside the class.
- 7) 96% students stated that their faculty was good in using interactive teaching and evaluation using participative tools like seminars, tutorials, quizzes, assignments.
- 8) 92% are satisfied with the online classes.


U/C PRINCIPAL
ADARSH EDUCATION SOCIETY'S
Art's Commerce & Science College
HINGOLI Dist. Hingoli

Analysis of Feedback of Curriculum by Students 2022-23

Introduction:-

Study of any subject and achievement of educational objectives depend upon the type of curriculum that is framed and prescribed according to the requirements of standards.

The curriculum of Arts, Commerce and Science faculty is designed by the Board of Studies in different subjects in the university and the same is implemented by all the affiliated colleges. The feedback on curriculum is collected by students of our college.

Objectives:-

1. To know the opinion of students
2. To estimate the need of students and society.
3. To give suggestion for improvement of the curricula as per the demand of students.

Methodology:-

A questionnaire in the form of Google forms comprising of 04 questions was provided to students of B.Sc., B.A. & B.Com. third Year to collect feedback on different aspects. The collected data was analyzed. The percentage tool was used to analyze the data.

Results: -

- ❖ Most of the students are satisfied with the present curricula.
- ❖ 94.4% students believe that the courses taught in the college are useful in future career development
- ❖ More than 99% students believe that the curricula are useful to solve the problems in their practical life.
- ❖ Students suggest new idea to improve the existing curricula. They suggest curriculum should be professional need base and life oriented. Availability of audio-visual necessary equipment in labs should be made.


I/C PRINCIPAL
ADARSH EDUCATION SOCIETY'S
Art's Commerce & Science College
HINGOLI Dist. Hingoli

Analysis of Feedback of Office by Students 2022-23

Introduction: -

Office of any institution plays vital role in the proper administration. It provides excellent service to students, teachers and parents. The quality of office work is accessed every year by collecting feedback in the prescribed format from the students of our college.

Objectives: -

1. To evaluate the present status of office of the college.
2. To seek the stakeholder's opinion about college administration.

Methodology: -

A questionnaire in the form of Google forms comprising 06 questions was provided to students of B.A., B.Sc., B.Com. third year and PG to collect feedback on different aspects of the office. The collected data was analyzed. The percentage tool was used to analyze the data.

Results: -

- ❖ 98% students are of the opinion that working hours of the college are good.
- ❖ 97% students are satisfied with the timely display of notices.
- ❖ 95% students mentioned that the college office is prompt in issuing T.C., Bonafide certificates etc.
- ❖ 88% students expressed their satisfaction as good regarding the distribution of scholarship
- ❖ 96% students are satisfied with the guidance and counseling by office staff.
- ❖ 89% students registered their response as good on the behavior of the office employees with students.


I/C PRINCIPAL
ADARSH EDUCATION SOCIETY'S
Art's Commerce & Science College
HINGOLI Dist. Hingoli

Analysis of Feedback of College Campus by Students

2022-23

Campus of the college in the first instance of the students gives great impression to the new comer students entering in the college for first time. College campus must be beautiful, clean, and compact with the shadow of trees all along the buildings. Sanitary facility, garden etc. improves the beauty of the campus.

The feedback of campus has been collected by the students on various aspects.

Objectives:-

1. To evaluate the present status of campus of the college.
2. To seek the stakeholder's opinion about college campus.

Methodology:-

A questionnaire in the form of google forms comprising 12 questions was provided to the students of B.A., B.Sc., B.Com. third year and PG students to collect feedback on various aspects of college campus. The data was analyzed. The percentage tool was used to analyze the data.

Results: -

- ❖ 97% students were satisfactory regarding cleanliness of the campus.
- ❖ 94% students were happy with cleanliness of the classroom.
- ❖ 85% students agree for availability of safe drinking water.
- ❖ 75% students were satisfied with toilet facility.
- ❖ 81% students believe that the canteen facility is good.
- ❖ 76% students believe in the very good facility of games/sports
- ❖ 76% students were happy with the garden facility in the campus
- ❖ 89% students are happy with the working of grievance redressal cell
- ❖ 89% students are happy with working of women's cell.

- ❖ 97% students believe that the parking arrangement in the campus is better.
- ❖ 92% students take advantage of carrier guidance and counseling cell.
- ❖ 94% students are happy with co-curricular and extracurricular activities in the campus.


I/C PRINCIPAL
ADARSH EDUCATION SOCIETY'S
Art's Commerce & Science College
HINGOLI Dist. Hingoli

Analysis of Feedback of Library by Students 2022-23

Introduction:

Library is the soul of the institution; which plays crucial role in the development of knowledge. We can state that reading habit is gained by library, Dr. S. R. Ranganathan a luminary and a visionary in the field of library and information science compared library to a growing organism.

In 21st century there has been increasingly use of internet together and retrieve data. The shifted to digital library has greatly imparted the way people use physical libraries.

Objectives

1. To study efficiency and availability of library services to students.
2. To evaluate present status of library of the college.

Methodology:-

A questionnaire in the form of google forms consisting 06 questions was provided to the students of BA, B.Sc. and B.Com. third year. The analysis is made on percentage basis.

Results: -

- ❖ 93% students were satisfied with the sufficient availability of text, reference and other books
- ❖ 90% students show their positive view regarding availability of sufficient newspapers, periodicals and journals in the library
- ❖ 93% students agree about sufficient availability of reading material for competitive examination
- ❖ 96% students were satisfied with cleanliness in the library.
- ❖ 86% students were happy with the promptness in providing unavailable books.
- ❖ 92% students are satisfied with the behavior of the library staff.


U/C PRINCIPAL
ADARSH EDUCATION SOCIETY'S
Art's Commerce & Science College
HINGOLI Dist. Hingoli

Student satisfaction survey on teaching learning and evaluation by students

2022-23

As far as the point of completion of the syllabus concern 67.5% students stated that 85 to 100% syllabus was covered in the class, 21.2% students stated that 70 to 84 %, 6% student stated that 55 to 69%, while 3% student stated that 30 to 54 % syllabus was covered in the class and 2% student stated that below 30 % syllabus was covered in the class.

Attending the question of, how well did the teachers prepare for the classes?, 63.8.9% student believed that faculty prepared thoroughly and 33.5% student believed that faculties preparation for classes was satisfactory and remaining 2.7% students believed that faculties preparation is below satisfactory.

72 % students said that their teachers are always effective in communication with them and 11.1% students believed that their teachers are sometimes effective while 11.7% students believed that teacher's communication was just satisfactory.

Discussing about their teachers approach to teaching, 42.2% student believed that their teachers approach to teaching is excellent whereas 34.1% student observed that the teachers approach to teaching is very good in addition to this 17.2% student noted that the teachers approach to teaching is good.

Concerning the principle of fairness of internal evaluation by teachers, 69.2% students believe that it is always fair, 22.4% student believed that is usually fair while 6% students stated that it is sometimes unfair.

Concerning teachers discussion with students in their assignment performance, 61.5% students opined that their teachers discuss every time with them about their performance in assignment, 20.2% student said that their teachers discuss with them usually about their performance in assignment, 10% of students found it occasionally whereas 5% students found it rarely.

Concerning about Institute's active interest in promoting internship, students exchange, field visit opportunities for students, 55.9% students found it regularly, 24.2% found it often, 11.2% found it sometimes, other few found it rarely or never.

Concerning about facilitation of students by teaching and mentoring process in their cognitive, social and emotional growth, 33.5% student thought the teaching and mentoring process facilitates significantly, 51% thought very well, 10% thought moderately whereas other few student thought it marginally or not at all.

58.6% student strongly agrees that Institute provides multiple opportunities to learn and growth whereas 29.4% student agrees with same, 8.4% students have neutral stand about it. 2% students have opinion as disagree and 1.6% students have strongly disagreed.

Regarding information to students about their expected competencies, course and program outcome by teachers, 67.1% students stated that every time teachers inform them, 20.5% student said that usually teachers inform them, 7% student said that occasionally whereas approximately 5% students stated that teachers never inform them about it.

64.5% students opined that mentor does necessary follow up with assigned the task to them, 22.6% found it usually, others found it occasionally or rarely.

69.7% of the students stated that the teachers illustrate the concept through example of application every time. 19.4% responded that the teacher do it usually. 6% said that teacher does it occasionally where as 5% student stated that the teacher illustrates concepts through example rarely.

About 56.9% student are of opinion that the teacher fully identify their strength and encourage them with providing right level of challenges, where as 32.2% found it reasonable.

Concerning about teacher ability to identify student's weaknesses and help students to overcome them. 61% students said that teachers are able to do it every time, 23.2% students stated that teachers are able to do it usually, 8% said occasionally, where as 7% students said that teacher able to do it rarely.

Regarding the institutions effort to engage students in the monitoring, review and continuous quality improvement of the teaching learning process, 55.5% students strongly agree that institution make effort, 30% students agree that institution make effort, where as 8% students are neutral about it. 6% students are disagreeing with it.

Concerning the institute or teacher are students centric methods for enhancing learning experiences, 52.3% students stated that institute/ teacher use student centric method to a great extent, 31.9% stated that the use this method moderately while 9.8% students opined that they use this method somewhat.

Regarding teachers encouragement to students to participate in extracurricular activities 51.7 % students are strongly agree this, 35.9% students are agree, 7.4% students are neutral opinion, where as 5% students stated that teacher doesn't encourage students to participate in extracurricular activities.

Replying to the question, efforts are made by the institute and teacher to indicate soft skills, life skills and employ ability skills to make you ready for the world of work. 52.4% students stated that efforts are made to a great extent. 27.3% students opined that efforts were

made to moderately level. 12.2% students stated that somewhat efforts were made. Very few students said that there were no efforts made by the institute and teacher.

Answering to the question, what percentage of teacher use ICT tools? 40.3% students stated that the use of ICT by teachers was above 90%. 37.9% students found that the use between 70 to 89%. 11.8% students said that teacher used ICT tools between 50 to 69%. Whereas 10% students stated that the use of ICT tools by teacher was between 30 to 49%.

About overall quality of teaching – learning process is very good, 54.5% students strongly agree with that, 35.4% are agree with it and 7% students are having neutral or disagree opinion on it.

Students gave some suggestion to improve overall teaching experience as follows:

- * Improving quality of books in library.
- * Increasing capacity of reading room.
- * Increase use of modern ICT tools like LCD projector etc.
- * Give guidance regarding competitive exams.
- * Give sympathy and guidance to student.
- * Provide books other than syllabus in library.
- * Organize educational tours.
- * Provide clean drinking water.

Beside those suggestion students have few observation:

- * All teacher conduct classes regularly.
- * All syllabuses were taught regularly.


U/C PRINCIPAL
ADARSH EDUCATION SOCIETY'S
Art's Commerce & Science College
HINGOLI Dist. Hingoli

Date: 30/07/2022

Feedback Committee Report 2021-22

To,
The Principal
Adarsh College, Hingoli

Subject- Submission of Feedback Committee Report 2021-22.

Respected sir,

I am hereby submitting the report of the feedback committee for the year 2021-22. As per the guideline the committee has collected feedback from students and analyzed them. This report of finding is attached herewith for your information.

Kindly accept it and do the needful.

Encl:-

1. Students Satisfaction Survey on Teaching Learning & Evaluation 2021-22
2. Analysis of Feedback of Teachers by Students 2021-22
3. Analysis of Feedback of Teaching and nonteaching staff on curriculum 2021-22
4. Analysis of Feedback of Curriculum by Students 2021-22
5. Analysis of Feedback of Office by Students 2021-22
6. Analysis of Feedback of College Campus by Students 2021-22
7. Analysis of Feedback of Library by Students 2021-22



30/7/2022

Dr. S. D. Chavan
Co-Ordinator
Feedback Committee 2021-22

Student satisfaction survey on teaching learning and evaluation by students

2021-22

As far as the point of completion of the syllabus concern 35.8% students stated that 85 to 100% syllabus was covered in the class, 36.1% students stated that 70 to 84 %, 17.8% student stated that 55 to 69%, while 7.5% student stated that 30 to 54 % syllabus was covered in the class and 2.73% student stated that below 30 % syllabus was covered in the class.

Attending the question of, how well did the teachers prepare for the classes?, 52.9% student believed that faculty prepared thoroughly and 43.6% student believed that faculties preparation for classes was satisfactory and remaining 3.5 students believed that faculties preparation is below satisfactory.

68.2 % students said that their teachers are always effective in communication with them and 12% students believed that their teachers are sometimes effective while 13.1% students believed that teacher's communication was just satisfactory.

Discussing about their teachers approach to teaching, 38.2% student believed that their teachers approach to teaching is excellent whereas 30.8% student observed that the teachers approach to teaching is very good in addition to this 19.6% student noted that the teachers approach to teaching is good.

Concerning the principle of fairness of internal evaluation by teachers, 63.9% students believe that it is always fair, 24.3% student believed that is usually fair while 9% students stated that it is sometimes unfair.

Concerning teachers discussion with students in their assignment performance, 55.7% students opined that their teachers discuss every time with them about their performance in assignment, 19.9% student said that their teachers discuss with them usually about their performance in assignment, 16% of students found it occasionally whereas 4.8% students found it rarely.

Concerning about Institute's active interest in promoting internship, students exchange, field visit opportunities for students, 49.2% students found it regularly, 23.8% found it often, 13.6% found it sometimes, 7% found it rarely whereas 7.2% said that institutes active interest was never.

Concerning about facilitation of students by teaching and mentoring process in their cognitive, social and emotional growth, 28% student thought the teaching and mentoring process facilitates significantly, 47.9% thought very well, 13.9% thought moderately whereas 7.9% student thought it marginally and 2.3% students thought it not at all.

51% student strongly agrees that Institute provides multiple opportunities to learn and growth whereas 32.5% student agrees with same, 9.7% students have neutral stand about it. 4% students have opinion as disagree and 2.8% students have strongly disagreed.

Regarding information to students about their expected competencies, course and program outcome by teachers, 60.8% students stated that every time teachers inform them, 21.9% student said that usually teachers inform them, 10.1% student said that occasionally whereas 2.2% students stated that teachers never inform them about it.

56.7% students opined that mentor does necessary follow up with assigned the task to them, 22.4% found it usually, 11.7% found it occasionally whereas 7% students found it rarely.

64.7% of the students stated that the teachers illustrate the concept through example of application every time. 20.8% responded that the teacher do it usually. 8.2% said that teacher does it occasionally where as 4% student stated that the teacher illustrates concepts through example rarely.

About 51.8% student are of opinion that the teacher fully identify their strength and encourage them with providing right level of challenges, where as 32.1% found it reasonable.

Concerning about teacher ability to identify student's weaknesses and help students to overcome them. 53.1% students said that teachers are able to do it every time, 23.8% students stated that teachers are able to do it usually, 11.5% said occasionally, where as 6.4% students said that teacher able to do it rarely.

Regarding the institutions effort to engage students in the monitoring, review and continuous quality improvement of the teaching learning process, 47.9% students strongly agree that institution make effort, 35% students agree that institution make effort, where as 9.2% students are neutral about it. 5% students are disagreeing with it.

Concerning the institute or teacher are students centric methods for enhancing learning experiences, 47% students stated that institute/ teacher use student centric method to a great extent, 31.5% stated that the use this method moderately while 14.5% students opined that they use this method somewhat.

Regarding teachers encouragement to students to participate in extracurricular activities 51.1 % students are strongly agree this, 33.2% students are agree, 8.1% students are neutral opinion, where as 7.6% students stated that teacher doesn't encourage students to participate in extracurricular activities.

Replying to the question, efforts are made by the institute and teacher to indicate soft skills, life skills and employ ability skills to make you ready for the world of work. 46.4% students stated that efforts are made to a great extent. 28.4% students opined that efforts were

made to moderately level. 12.1% students stated that somewhat efforts were made. 5.3% students said that there were no efforts made by the institute and teacher.

Answering to the question, what percentage of teacher use ICT tools? 33.7% students stated that the use of ICT by teachers was above 90%. 33.7% students found that the use between 70 to 89%. 14.7% students said that teacher used ICT tools between 50 to 69%. Whereas 18% students stated that the use of ICT tools by teacher was between 30 to 49%.

About overall quality of teaching – learning process is very good, 49.2% students strongly agree with that, 37% are agree with it and 8.9% students are having neutral opinion on it.

Students gave some suggestion to improve overall teaching experience as follows:

- * Improving quality of books in library.
- * Increasing capacity of reading room.
- * Increase use of modern ICT tools like LCD projector etc.
- * Give guidance regarding competitive exams.
- * Give sympathy and guidance to student.
- * Provide books other than syllabus in library.
- * Organize educational tours.
- * Provide clean drinking water.

Beside those suggestion students have few observation:

- * All teacher conduct classes regularly.
- * All syllabuses were taught regularly.


INCHARGE PRINCIPAL
Adarsh Education Society's
Arts, Commerce & Science College
HINGOLI, Dist. Hingoli

Analysis of Feedback of Teachers by Students 2021-22

Introduction:-

The development of all round personality requires the teachers to do more than mere teaching. It is said that the mediocre teacher tells, the good teacher explains, the superior teacher demonstrate and the great teacher inspires. The teacher with unimpeachable integrity of character, qualities of leadership, environmental awareness and acquaintance with the day to day development in the chosen discipline becomes a source of inspiration mentor and model for students. The teacher in general should have a strong ether commitment. The assessment of the teacher should be concerned with the major attributes relating to the professional and subject related aspect, and overall impression of a teacher.

Objectives:-

The objectives of feedback on teachers by students are as follows:

1. To find out general attitude related performance and relative status of a teacher
2. To find out subject related performance and relative status of a teacher
3. To involve the students participation in the process of quality enhancement
4. To examine the overall impression of the faculty.

Methodology:-

A questionnaire, in the form of Google Form comprising 09 questions, dealing with teacher's command over the subject medium of instruction (language). Regularly in conducting class, practical, attitude towards students, mentoring, reading to resolve students doubt, questions and interactive level was designed and administered online and students' feedback was collected and analyzed by using five scale tool ranging from excellent to below average.

Findings:-

The following are the important findings of the feedback:

- 1) 92.7% student opinion that their teacher's command over the medium of instruction was above good level and satisfying.
- 2) 88.3% students observed that their teacher's were good in observing regularity in conducting their lectures and practical.
- 3) 90% students stated that their teacher's attitude towards students was good, friendly and motivating.
- 4) 93% students stated that their teacher's were good in extending counseling in terms of

personal, career and placement related issues.

- 5) 97% student opinion that their teacher's demonstrated good command over their domain area / subject.
- 6) 97% students highlighted the fact that their faculty was good in showing promptness in resolving their doubts and questions in and outside the class.
- 7) 96% students stated that their faculty was good in using interactive teaching and evaluation using participative tools like seminars, tutorials, quizzes, assignments.
- 8) 93% are satisfied with the online classes.



INCHARGE PRINCIPAL

Adarsh Education Society's
Arts, Commerce & Science College
HINGOLI, Dist. Hingoli

Analysis of Feedback of Office by Students 2021-22

Introduction: -

Office of any institution plays vital role in the proper administration. It provides excellent service to students, teachers and parents. The quality of office work is accessed every year by collecting feedback in the prescribed format from the students of our college.

Objectives: -

1. To evaluate the present status of office of the college.
2. To seek the stakeholder's opinion about college administration.

Methodology: -

A questionnaire in the form of Google forms comprising 06 questions was provided to students of B.A., B.Sc. & B.Com. third year to collect feedback on different aspects of the office. The collected data was analyzed. The percentage tool was used to analyze the data.

Results: -

- ❖ 85% students are of the opinion that working hours of the college are good.
- ❖ 96% students are satisfied with the timely display of notices.
- ❖ 81% students mentioned that the college office is prompt in issuing T.C., Bonafide certificates etc.
- ❖ 89% students expressed their satisfaction as good regarding the distribution of scholarship
- ❖ 97% students are satisfied with the guidance and counseling by office staff.
- ❖ 96% students registered their response as good on the behavior of the office employees with students.


INCHARGE PRINCIPAL
Adarsh Education Society's
Arts, Commerce & Science College
HINGOLI, Dist. Hingoli

Analysis of Feedback of Library by Students 2021-22

Introduction:

Library is the soul of the institution; which plays crucial role in the development of knowledge. We can state that reading habit is gained by library, Dr. S. R. Ranganathan a luminary and a visionary in the field of library and information science compared library to a growing organism.

In 21st century there has been increasingly use of internet together and retrieve data. The shifted to digital library has greatly imparted the way people use physical libraries.

Objectives

1. To study efficiency and availability of library services to students.
2. To evaluate present status of library of the college.

Methodology:-

A questionnaire in the form of google forms consisting 06 questions was provided to the students of BA, B.Sc. and B.Com. third year. The analysis is made on percentage basis.

Results: -

- ❖ 96% students were satisfied with the sufficient availability of text, reference and other books
- ❖ 90% students show their positive view regarding availability of sufficient newspapers, periodicals and journals in the library
- ❖ 90% students agree about sufficient availability of reading material for competitive examination
- ❖ 96% students were satisfied with cleanliness in the library.
- ❖ 89% students were happy with the promptness in providing unavailable books.
- ❖ 94% students are satisfied with the behavior of the library staff.


INCHARGE PRINCIPAL
Adarsh Education Society's
Arts, Commerce & Science College
HINGOLI, Dist. Hingoli

Analysis of Feedback of Curriculum by Students 2021- 22

Introduction:-

Study of any subject and achievement of educational objectives depend upon the type of curriculum that is framed and prescribed according to the requirements of standards.

The curriculum of Arts, Commerce and Science faculty is designed by the Board of Studies in different subjects in the university and the same is implemented by all the affiliated colleges. The feedback on curriculum is collected by students of our college.

Objectives:-

1. To know the opinion of students
2. To estimate the need of students and society.
3. To give suggestion for improvement of the curricula as per the demand of students.

Methodology:-

A questionnaire in the form of Google forms comprising of 04 questions was provided to students of B.Sc., B.A. & B.Com. third Year to collect feedback on different aspects. The collected data was analyzed. The percentage tool was used to analyze the data.

Results: -

- ❖ Most of the students are satisfied with the present curricula.
- ❖ 99.5% students believe that the courses taught in the college are useful in future career development
- ❖ More than 99% students believe that the curricula are useful to solve the problems in their practical life.
- ❖ Students suggest new idea to improve the existing curricula. They suggest curriculum should be professional need base and life oriented. Availability of audio-visual necessary equipment in labs should be made.


INCHARGE PRINCIPAL
Adarsh Education Society's
Arts, Commerce & Science College
HINGOLI, Dist. Hingoli

Analysis of Feedback of College Campus by Students

2021-22

Campus of the college in the first instance of the students gives great impression to the new comer students entering in the college for first time. College campus must be beautiful, clean, and compact with the shadow of trees all along the buildings. Sanitary facility, garden etc. improves the beauty of the campus.

The feedback of campus has been collected by the students on various aspects.

Objectives:-

1. To evaluate the present status of campus of the college.
2. To seek the stakeholder's opinion about college campus.

Methodology:-

A questionnaire in the form of google forms comprising 12 questions was provided to the students of B.A., B.Sc. & B.Com. third year to collect feedback on various aspects of college campus. The data was analyzed. The percentage tool was used to analyze the data.

Results: -

- ❖ 83% students were satisfactory regarding cleanliness of the campus.
- ❖ 67% students were happy with cleanliness of the classroom.
- ❖ 85% students agree for availability of safe drinking water.
- ❖ 83% students were satisfied with toilet facility.
- ❖ 73% students believe that the canteen facility is good.
- ❖ 76% students believe in the very good facility of games/sports
- ❖ 84% students were happy with the garden facility in the campus
- ❖ 87% students are happy with the working of grievance redressal cell
- ❖ 92% students are happy with working of women's cell.

- ❖ 94% students believe that the parking arrangement in the campus is better.
- ❖ 92% students take advantage of carrier guidance and counseling cell.
- ❖ 94% students are happy with co-curricular and extracurricular activities in the campus.

Ummu

INCHARGE PRINCIPAL
Adarsh Education Society's
Arts, Commerce & Science College
HINGOLI, Dist. Hingoli

Date: 8/03/2021

Feedback Committee Report 2020-21

To,
The Principal
Adarsh college Hingoli

Subject- **Submission of Feedback Committee Report 2020-21.**

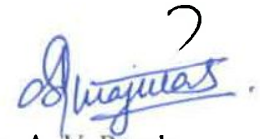
Respected sir,

I am hereby submitting the report of the feedback committee for the year 2020-21. As per the guideline the committee has collected feedback from students and analysed them. Its report of finding is attached herewith for your information.

Kindly accept it and do the needful.

Encl:-

1. Students Satisfaction Survey on Teaching Learning & Evaluation 20-21
2. Analysis of Feedback of Teachers by Students 2020-21
3. Analysis of Feedback of Online teaching & Learning by Students 2020-21
4. Analysis of Feedback of Curriculum by Students 2020-21
5. Analysis of Feedback of Office by Students 2020-21
6. Analysis of Feedback of College Campus by Students 2020-21
7. Analysis of Feedback of Library by Students 2020-21



Dr. A. V. Pawde
Co-Ordinator
Feedback Committee 2020-21

Student satisfaction survey on teaching learning and evaluation by students

2020-21

As far as the point of completion of the syllabus concern 67.5% students stated that 85 to 100% syllabus was covered in the class, 24.6% students stated that 72 to 84 %, 2% student stated that 55 to 69%, while 3.9% student stated that 30 to 54 % syllabus was covered in the class.

Attending the question of, how well did the teachers prepare for the classes?, 76.3% student believed that faculty prepared thoroughly and 21.9% student believed that faculties preparation for classes was satisfactory.

86 % students said that their teachers are always effective in communication with them and 3.5 % students believed that their teachers are sometimes effective while 6% students believed that teachers communication was just satisfactory.

Discussing about their teachers approach to teaching, 54.4% student believed that their teachers approach to teaching is excellent whereas 33.3% student observed that the teachers approach to teaching is very good in addition to this 9.6% student noted that the teachers approach to teaching is good.

Concerning the principle of fairness of internal evaluation by teachers, 75.4% students believe that it is always fair, 17.5% student believed that is usually fair while 3 % students stated that it is sometimes unfair.

Concerning teachers discussion with students in their assignment performance, 65.8% students opined that their teachers discuss every time with them about their performance in assignment, 18.4% student said that their teachers discuss with them usually about their performance in assignment, 11.4 % of students found it occasionally whereas 3% students found it rarely.

Concerning about Institute's active interest in promoting internship, students exchange, field visit opportunities for students, 57.9% students found it regularly, 27.2 % found it often, 8.9% found it sometimes, 4% found it rarely whereas 2% said that institutes active interest was never.

Concerning about facilitation of students by teaching and mentoring process in their cognitive, social and emotional growth, 39.5 % student thought the teaching and mentoring process facilitates significantly, 46.5% thought very well, 8% thought moderately whereas 4% student thought it marginally and 2% students thought it not at all.

65.8% student strongly agree that Institute provides multiple opportunities to learn and growth whereas 27.2% student agree with same, 5% students have neutral stand about it. 1% students have opinion as disagree and 1% students have strongly disagreed.

Regarding information to students about their expected competencies, course and program outcome by teachers, 64.4 % students stated that every time teachers inform them, 25.4% student said that usually teachers inform them, 7.8% student said that occasionally whereas 1% students stated that teachers never inform them about it.

71% students opined that mentor does necessary follow up with assigned the task to them, 20.2% found it usually, 7.9% found it occasionally whereas 0.8% students found it rarely.

83.3% of the students stated that the teachers illustrate the concept through example of application every time. 10.7% responded that the teacher do it usually. 3% said that teacher does it Occasionally where as 2% student stated that the teacher illustrate concepts through example rarely.

About 65.8% student are of opinion that the teacher fully identify their strength and encourage them with providing right level of challenges, where as 16.7% found it reasonable.

Concerning about teacher ability to identify student's weaknesses and help students to overcome them. 70.2% students said that teachers are able to do it every time, 16.7% students stated that teachers are able to do it usually, 10.1% said occasionally, where as 2% students said that teacher able to do it rarely.

Regarding the institutions effort to engage students in the monitoring, review and continuous quality improvement of the teaching learning process, 57% students strongly agree that institution make effort, 35.1% students agree that institution make effort, where as 3.9% students are neutral about it. 2% students are disagree with it.

Concerning the institute or teacher are students centric methods for enhancing learning experiences, 57.9% students stated that institute/ teacher use student centric method to a great extent, 28.1% stated that the use this method moderately while 12.3% students opined that they use this method somewhat.

Regarding teachers encouragement to students to participate in extracurricular activities 47.4% students are strongly agree this, 42.1% students are agree, 7% students are neutral opinion, where as 3.5% students stated that teacher doesn't encourage students to participate in extracurricular activities.

Replying to the question, efforts are made by the institute and teacher to indicate soft skills, life skills and employ ability skills to make you ready for the world of work. 58.8% students stated that efforts are made to a great extent. 27.2% students opined that efforts were made to moderately

level. 5% students stated that somewhat efforts were made. 4% students said that there were no efforts made by the institute and teacher.

Answering to the question, what percentage of teacher use ICT tools? 47.4% students stated that the use of ICT by teachers was above 90%. 37.7% students found that the use between 70 to 89%. 7.9% students said that teacher used ICT tools between 50 to 69%. Whereas 7% students stated that the use of ICT tools by teacher was between 30 to 49%.

About overall quality of teaching – learning process is very good, 63.2% students strongly agree with that, 30.7% are agree with it and 2.1% students are having neutral opinion on it.

Students gave some suggestion to improve overall teaching experience as follows.

- * Use better graphics and visual media to encourage students
- * Use of ICT should be increased
- * Make teaching a two way interaction
- * Take practice test
- * Provide printed notes
- * Impliment earn and learn scheme
- * Improve laboratory facilities

Beside those suggestion students have few observation.

- * All teacher conduct classes regularly.
- * Teachers have good teaching skill and experience.

Analysis of Feedback of Teachers by Students 2020-21

Introduction: -

The development of all round personality requires the teachers to do more than mere teaching. It is said that the mediocre teacher tells, the good teacher explains, the superior teacher demonstrate and the great teacher inspires. The teacher with unimpeachable integrity of character, qualities of leadership, environmental awareness and acquaintance with the day to day development in the chosen discipline becomes a source of inspiration mentor and model for students. The assessment of the teacher should be concerned with the major attributes relating to the professional and subject related aspect, and overall impression of a teacher.

Objectives: -

The objectives of feedback on teachers by students are as follows:

1. To find out general attitude related performance and relative status of a teacher
2. To find out subject related performance and relative status of a teacher
3. To examine the overall impression of the faculty.

Methodology: -

A questionnaire, in the form of Google form comprising 07 questions, dealing with teacher's command over the subject medium of instruction (language). Regularly in conducting class, practical, attitude towards students, mentoring, reading to resolve students doubt, questions and interactive level was designed and administered online and students' feedback was collected and analyzed by using five scale tool ranging from excellent to below average.

Findings: -

The following are the important findings of the feedback

- 1) 97% students opinion that their teacher's command over the medium of instruction was above good level and satisfying.
- 2) 94.8% students observed that their teacher's were good in observing regularity in conducting their lectures and practical.
- 3) 95% students stated that their teacher's attitude towards students was good, friendly and motivating.
- 4) 90% students stated that their teacher's were good in extending counselling in terms of personal, career and placement related issues.
- 5) 95.7% students opinion that their teacher's demonstrated good command over their domain area / subject.
- 6) 85.2% students highlighted the fact that their faculty was good in showing promptness in resolving their doubts and questions in and outside the class.
- 7) 92% students stated that their faculty was good in using interactive teaching and evaluation using participative tools like seminars, tutorials, quizzes, assignments.

Analysis of Feedback of Online teaching & Learning by Students 2020-21

Considering the situation of pandemic of Covid-19, online teaching, learning and evaluation was engage, so, students' feedback on the issue was collected and analyzed in terms of students experience and satisfaction. Two questions were asked

Findings:

1. 88% students stated that their faculty was good and above in satisfying their students with the online classes during the year.
2. 85% students stated their experience with online classes – teaching, learning and evaluation was good and above.

Analysis of Feedback of Office by Students 2020-21

Introduction: -

Office of any institution plays vital role in the proper administration. It provides excellent service to students, teachers and parents. The quality of office work is accessed every year by collecting feedback in the prescribed format from the students of our college.

Objectives: -

1. To evaluate the present status of office of the college.
2. To seek the stakeholder's opinion about college administration.

Methodology: -

A questionnaire in the form of google forms comprising 06 questions, was provided to students of B.A., B.Sc. & B.Com. Third year to collect feedback on different aspects of the office. The collected data was analyzed. The percentage tool was used to analyze the data.

Results: -

- ❖ 88% students are of the opinion that working hours of the college are good.
- ❖ 95% students are satisfied with the timely display of notices.
- ❖ 79% students mentioned that the college office is prompt in issuing T.C., Bonafide certificates etc.
- ❖ 82% students expressed their satisfaction as good regarding the distribution of scholarship
- ❖ 91% students are satisfied with the guidance and counseling by office staff.
- ❖ 86% students registered their response as good on the behavior of the office employees with students.

Analysis of Feedback of Library by Students 2020-21

Introduction:

Library is the soul of the institution; which plays crucial role in the development of knowledge. We can state that reading habit is gained by library, Dr. S. R. Ranganathan a luminary and a visionary in the field of library and information science compared library to a growing organism.

In 21st century there has been increasingly use of internet to gather and retrieve data. The shifted to digital library has greatly imparted the way people use physical libraries.

Objectives

1. To study efficiency and availability of library services to students.
2. To evaluate present status of library of the college.

Methodology:-

A questionnaire in the form of google forms consisting 06 questions was provided to the students of BA, BSc and BCom Third Year. The analysis is made on percentage basis.

Results: -

- ❖ 89.6% students were satisfied with the sufficient availability of text, reference and other books
- ❖ 86.6% students show their positive view regarding availability of sufficient newspapers, periodicals and journals in the library
- ❖ 85.9% students agree about sufficient availability of reading material for competitive examination
- ❖ 90.3% students were satisfied with cleanliness in the library.
- ❖ 74% students were happy with the promptness in providing unavailable books.
- ❖ 85.9% students are satisfied with the behavior of the library staff.

Analysis of Feedback of Curriculum by Students 2020-21

Introduction: -

Study of any subject and achievement of educational objectives depend upon the type of curriculum that is framed and prescribed according to the requirements of standards.

The curriculum of Arts, Commerce and Science faculty is designed by the Board of Studies in different subjects in the university and the same is implemented by all the affiliated colleges. The feedback on curriculum is collected by students of our college.

Objectives: -

1. To know the opinion of students
2. To estimate the need of students and society.
3. To give suggestion for improvement of the curricula as per the demand of students.

Methodology: -

A questionnaire in the form of google forms comprising of 04 questions was provided to students of B.Sc., B.A. & B.Com. Third Year to collect feedback on different aspects. The collected data was analyzed. The percentage tool was used to analyze the data.

Results: -

- ❖ Most of the students are satisfied with the present curricula.
- ❖ 98.5% students believe that the courses taught in the college are useful in future career development
- ❖ More than 97.7% students believe that the curricula are useful to solve the problems in their practical life.
- ❖ Students suggest new idea to improve the existing curricula. They suggest curriculum should be professional need base and life oriented. Availability of audio-visual necessary equipment in labs should be made.

Analysis of Feedback of College Campus by Students 2020-21

Campus of the college in the first instance of the students gives great impression to the new comer students entering in the college for first time. College campus must be beautiful, clean, and compact with the shadow of trees all along the buildings. Sanitary facility, garden etc. improves the beauty of the campus.

Objectives: -

1. To evaluate the present status of campus of the college.
2. To seek the stakeholder's opinion about college campus.

Methodology: -

A questionnaire in the form of google forms comprising 12 questions was provided to the students of B.A., B.Sc. & B.Com. Third year to collect feedback on various aspects of college campus. The data was analyzed. The percentage tool was used to analyze the data.

Results: -

- ❖ 90% students were satisfactory regarding cleanliness of the campus.
- ❖ 79% students were happy with cleanliness of the classroom.
- ❖ 71% students agree for availability of safe drinking water.
- ❖ 70% students were satisfied with toilet facility.
- ❖ 73% students believe that the canteen facility is good.
- ❖ 78% students believe in the very good facility of games/sports
- ❖ 80.7% students were happy with the garden facility in the campus
- ❖ 78% students are happy with the working of grievance redressal cell
- ❖ 87% students are happy with working of women's cell.
- ❖ 87% students believe that the parking arrangement in the campus is better.
- ❖ 79% students take advantage of carrier guidance and counseling cell.
- ❖ 86% students are happy with co-curricular and extracurricular activities in the campus.

Feedback Committee Report 2019-20

To,
The Principal
Adarsh college Hingoli

Subject- Submission of Feedback Committee Report 2019-20.


Respected sir,

I am hereby submitting the report of the feedback committee for the year 2019-20. As per the guideline the committee has collected feedback from students and analysed them. Its report of finding is attached herewith for your information.

Kindly accept it and do the needful.

Encl:-

1. Students Satisfaction Survey on Teaching Learning & Evaluation
2. Analysis of Feedback of Teachers by Students
3. Analysis of Feedback of Curriculum by Students
4. Analysis of Feedback of Office by Students
5. Analysis of Feedback of College Campus by Students
6. Analysis of Feedback of Library by Students


Dr. A. V. Pawde
Co-Ordinator
Feedback Committee 2019-20

Student satisfaction survey on teaching learning and evaluation by students

2019-20

As far as the point of completion of the syllabus concern 3.33% students stated that 85 to 100% syllabus was covered in the class, 20% students stated that 72 to 84 %, 20% student stated that 55 to 69%, while 6.66% student stated that 30 to 54 % syllabus was covered in the class.

Attending the question of, how well did the teachers prepare for the classes?, 70% student believed that faculty prepared thoroughly and 30% student believed that faculties preparation for classes was satisfactory.

83.33 % students said that their teachers are always effective in communication with them and 13.33 % students believed that their teachers are sometimes effective while 3.33% students believed that teachers communication was just satisfactory.

Discussing about their teachers approach to teaching, 60% student believed that their teachers approach to teaching is excellent whereas 30% student observed that the teachers approach to teaching is very good in addition to this 10% student noted that the teachers approach to teaching is good.

Concerning the principle of fairness of internal evaluation by teachers, 86.66% students believe that it is always fair, 10% student believed that is usually fair while 3.33 % students stated that it is sometimes unfair.

Concerning teachers discussion with students in their assignment performance, 66.33% students opined that their teachers discuss every time with them about their performance in assignment, 26.66% student said that their teachers discuss with them usually about their performance in assignment, 6.66 % of students found it occasionally whereas 3.33% students found it rarely.

Concerning about Institute's active interest in promoting intership, students exchange, field visit opportunities for students, 60% students found it regularly, 23.33 % found it often, 10% found it sometimes, 3.33% found it rarely whereas 3.33% said that institutes active interest was never.

Concerning about facilitation of students by teaching and mentoring process in their cognitive, social and emotional growth, 33.33 % student thought the teaching and mentoring process facilitates significantly, 33.33% thought very well, 13.33% thought moderately whereas 6.66% student thought it marginally.

63. 33% student strongly agree that Institute provides multiple opportunities to learn and growth whereas 26.66% student agree with same, 10% students have neutral stand about it.

Regarding informations to students about their expected competencies, course and program outcome by teachers, 53.33 % students stated that every time teachers inform them, 40% student said that usually teachers inform them, 3.33% student said that occasionally whereas 3.33% students stated that teachers never inform them about it.

46.66% students opined that mentor does necessary follow up with assigned the task to them, 40% found it usually, 3.33% found it occasionally whereas 10% students found it rarely.

70% of the students stated that the teachers illustrate the concept through example of application every time. 23.33% responded that the teacher do it usually. 3.33% said that teacher does it Occasionally where as 3.33% student stated that the teacher illustrate concepts through example rarely.

About 70% student are of opinion that the teacher fully identify their strength and encourage them with providing right level of challenges, where as 30% found it reasonable.

Concerning about teacher ability to identify student's weaknesses and help students to overcome them. 60% students said that teachers are able to do it every time, 23.32% students stated that teachers are able to do it usually, 10% said occasionally, where as 6.66% students said that teacher able to do it rarely.

Regarding the institutions effort to engage students in the monitoring, review and continuous quality improvement of the teaching learning process, 50% students strongly agree that institution make effort, 33.33% students agree that institution make effort, where as 10% students are neutral about it. 6.66% students are disagree with it.

Concerning the institute or teacher are students centric methods for enhancing learning experiences, 56.66% students stated that institute/ teacher use student centric method to a great extent, 33.33% stated that the use this method moderately while 10% students opined that they use this method very little.

Regarding teachers encouragement to students to participate in extracurricular activities 53.33% students are strongly agree this, 33.33% students are agree, 10% students are neutral opinion, where as 3.33% students stated that teacher doesn't encourage students to participate in extracurricular activities.

Replying to the question, efforts are made by the institute and teacher to indicate soft skills, life skills and employ ability skills to make you ready for the world of work. 50% students stated that efforts are made to a great extent. 36.66% students opined that efforts were made to moderately level. 6.66% students stated that somewhat efforts were made. 3.33% students said that there were no efforts made by the institute and teacher.

Answering to the question, what percentage of teacher use ICT tools? 23.33% students stated that the use of ICT by teachers was above 90%. 30% students found that the use between 70 to 89%. 10% students said that teacher used ICT tools between 50 to 69%. Whereas 33.33% students stated that the use of ICT tools by teacher was between 30 to 49%.

About overall quality of teaching – learning process is very good, 56.66% students strongly agree with that, 33.33% are agree with it and 10% students are having neutral opinion on it.

Students gave some suggestion to improve overall teaching experience as follows.

- * Increase use of modern ICT tools like LCD projector etc.
- * Give guidance regarding competitive exams.
- * Give sympathy and guidance to student.
- * Provide books other than syllabus in library.
- * Organize educational tours.
- * Provide clean drinking water.

Beside those suggestion students have few observation.

- * All teacher conduct classes regularly.
- * All syllabus was taught regularly.

Analysis of Feedback of Teachers by Students 2019-20

Introduction: -

The development of all round personality requires the teachers to do more than mere teaching. It is said that the mediocre teacher tells, the good teacher explains, the superior teacher demonstrate and the great teacher inspires. The teacher with unimpeachable integrity of character, qualities of leadership, environmental awareness and acquaintance with the day to day development in the chosen discipline becomes a source of inspiration mentor and model for students. The teacher in general should have a strong ether commitment. The assessment of the teacher should be concerned with the major attributes relating to the professional and subject related aspect, and overall impression of a teacher.

Objectives: -

The objectives of feedback on teachers by students are as follows:

1. To find out general attitude related performance and relative status of a teacher
2. To find out subject related performance and relative status of a teacher
3. To involve the students participation in the process of quality enhancement
4. To examine the overall impression of a teacher

Methodology: -

A questionnaire, comprising 25 questions, 13 questions related to general/ attitude and 12 questions related to subject, was provided to students to take feedback on all aspects of the teacher. Students from B. A., B. Com. and B. Sc. Third year were selected randomly too collect the required information. The collected data was classified according to each faculty. A five point scale – Excellent (5), Very good (4), Good (3), Average (2) and below average (1) was used to evaluate the performance of a teacher. The percentage of teachers are categorized according to the points obtained in the scale grade 'O' above 80 %, grade 'A' between 60-80 % and grade 'B' below 60 %. Part C is used for overall impressions and suggestions

Findings: -

The following are the important findings of the feedback

- The analysis of the feedback reveals that out of 31 faculty members 26 obtained 'O' grade, whereas 5 faculty members have 'A' grade. Observations showed that maximum teacher's overall performance is excellent.

Suggestions: -

Common expectations-cum suggestions by students:

- Conduct practice exam after completion of syllabus
- Guidance regarding competitive examinations
- To conduct class on time
- Teacher should be able to control class perfectly
- Teacher should conduct class regularly

Analysis of Feedback of College Campus by Students 2019-20

Campus of the college in the first instance of the students gives great impression to the new comer students entering in the college for first time. College campus must be beautiful, clean, and compact with the shadow of trees all along the buildings. Sanitary facility, garden etc. improves the beauty of the campus.

The feedback of campus has been collected by the students on various aspects.

Objectives: -

1. To evaluate the present status of campus of the college.
2. To seek the stakeholders opinion about college campus.

Methodology: -

A questionnaire comprising 19 questions was provided to the students to collect feedback on various aspects of college campus. B. A., B. Sc. And B. Com. Third year students were selected randomly to collect the data. The data was analyzed. The percentage tool was used to analyze the data.

Results: -

- ❖ 71.33% students were satisfactory regarding cleanliness of the campus.
- ❖ 56.67% students were happy with cleanliness of the classroom. However it should be improved.
- ❖ 60.67% students were happy with the seating arrangement in the classroom.
- ❖ 47.33% students agree for availability of safe drinking water. However it needs improvement.
- ❖ 52.67% students were satisfied with toilet facility. Needs more facilities.
- ❖ 56.00% students believe that the canteen facility is good.
- ❖ 62.00% students were satisfied with the hostel facility
- ❖ 74.67% students believe in the very good facility of games/sports
- ❖ 63.33% students were happy with the garden facility in the campus
- ❖ 61.33% students were comfortable with internet facility provided in the college campus.
- ❖ 56.67% students are happy with the working of grievance redressal cell
- ❖ 74.67% students are happy with working of women's cell.
- ❖ 84.00% students believe in the good discipline in the campus

- ❖ 78.67% students believe that the parking arrangement in the campus is better.
- ❖ 76.67% students were satisfied with availability of auditorium in the campus.
- ❖ 67.33% students were happy to have consumer store in the campus
- ❖ 67.33% students take advantage of carrier guidance and counseling cell.
- ❖ 46.00% students were satisfied with health care facility. However it needs improvement.
- ❖ 59.33% students are happy with co-curricular and extracurricular activities in the campus.

Following suggestions were given by students:

1. There should be good availability of safe drinking water for students
2. Proper cleanliness of Campus, Canteen, Water tank, Wash rooms
3. Availability of Boy's room for Boys.
4. Proper seating arrangement for Girls

Analysis of Feedback of Library by Students 2019-20

Introduction

Library is the soul of the institution; which plays crucial role in the development of knowledge. We can state that reading habit is gained by library, Dr. S. R. Ranganathan a luminary and a visionary in the field of library and information science compared library to a growing organism.

In 21st century there has been increasingly use of internet to gather and retrieve data. The shifted to digital library has greatly imparted the way people use physical libraries.

Objectives

1. To study efficiency and availability of library services to students.
2. To evaluate present status of library of the college.

Methodology:-

A questionnaire consisting 13 questions was provided to the students of BA, BSc and BCom Third Year. The analysis is made on percentage basis.

Results: -

- ❖ 78.67% students were satisfied with the sufficient availability of text, reference and other books
- ❖ 83.33% students show their positive view regarding availability of sufficient newspapers, periodicals and journals in the library
- ❖ 76.00% students agree about sufficient availability of reading material for competitive examination
- ❖ 71.33% students are satisfied with the display and availability of new arrivals.
- ❖ 60.67% students are of the opinion that the seating arrangement in reading room and night library facility is very good.
- ❖ 72.00% students are happy with working hours of library
- ❖ 75.33% students appreciate the readiness to provide library services and they mentioned that the behavior of library staff with the students is very good.

- ❖ 76.00% students believe that awareness of library created by staff among the students is good.
- ❖ 72.00% students were satisfied with cleanliness in the library.
- ❖ 64.67% students were happy with the promptness in providing unavailable books.
- ❖ 82.00% students say that the process of getting identity card is easy.
- ❖ 54.00% students agree with the availability of reprography facility the library.
- ❖ 77.33% students are satisfied with the behavior of the library staff.

However the specific suggestions are as follows:

1. Make availability of books of all subjects in the library
2. Issue books early at the starting of the academic year
3. Provide night library facility for girls
4. Library should open for 24 hours
5. Make availability of drinking water in library
6. Make availability of books other than syllabus
7. Make availability of new books

Analysis of Feedback of Curriculum by Students 2019-20

Introduction: -

Study of any subject and achievement of educational objectives depend upon the type of curriculum that is framed and prescribed according to the requirements of standards.

The curriculum of Arts, Commerce and Science faculty is designed by the Board of Studies in different subjects in the university and the same is implemented by all the affiliated colleges. The feedback on curriculum is collected by students of our college.

Objectives: -

1. To know the opinion of students
2. To estimate the need of students and society.
3. To give suggestion for improvement of the curricula as per the demand of students.

Methodology: -

A questionnaire comprising of 7 questions was provided to students to collect feedback on different aspects. B. Sc., B. A. and B. Com. Third year students were selected randomly to collect the required information. The collected data was classified according to faculty. The percentage tool was used to analyze the data.

Results: -

- ❖ Maximum students opted for their subjects on the basis of their interest in the subject and importance of that subject.
- ❖ Most of the students are satisfied with the present curricula.
- ❖ Most students believe that the courses taught in the college are useful in future career development
- ❖ Some students suggest some changes as per the requirements.
- ❖ More than 90.00% students believe that the curricula are useful to solve the problems in their practical life.
- ❖ About 20.00% students suggest new idea to improve the existing curricula. They suggest ICT based, Vocational courses, Activity based Curricula etc.

- ❖ Majority of students were of the opinion that due to poor economic condition and costly fees structure of non grant courses they can't go for it.

Analysis of Feedback of Office by Students 2019-20

Introduction: -

Office of any institution plays vital role in the proper administration. It provides excellent service to students, teachers and parents. The quality of office work is accessed every year by collecting feedback in the prescribed format from the students of our college.

Objectives: -

1. To evaluate the present status of office of the college.
2. To seek the stakeholders opinion about college administration.

Methodology: -

A questionnaire, comprising 12 questions, was provided to students to collect feedback on different aspects of the office. Students from B. A., B. Com. and B. Sc. Third year were selected randomly too collect the required information. The collected data was analyzed. The percentage tool was used to analyze the data.

Results: -

- ❖ 76.67% students are of the opinion that working hours of the college are good.
- ❖ 70.67% students expressed their satisfaction with easiness in admission process. The students are also satisfied regarding availability of various forms and prospectus easily.
- ❖ 84.00% students are satisfied with the timely display of notices.
- ❖ 84.00% students registered their response as excellent regarding the display of regular examination time table.
- ❖ 73.33% students mentioned their response as very good in terms of timely distribution of marksheets.
- ❖ 71.33% students mentioned that the college office is prompt in issuing T.C., Bonafide certificates etc.
- ❖ 68.00% students expressed their satisfaction as good regarding the distribution of scholarship
- ❖ 68.70% students expressed their satisfaction as good regarding letters sent to students
- ❖ 70.00% students are satisfied with the guidance and counseling by office staff.
- ❖ 69.33% students believe that our office is prompt in solving difficulties of students.
- ❖ 72.00% students registered their response as good on the behavior of the office employees with students.
- ❖ Some specific suggestions in respect of office services are:
 1. Maintain regularity in work
 2. Solve difficulties in the process of admission

3. Open temporary new fee collection counter at the time of University examination form collection
4. Staff should present in office hours

Analysis of Feedback of Teachers by Students (2018-19)

Introduction: -

The development of all round personality requires the teachers to do more than mere teaching. It is said that the mediocre teacher tells, the good teacher explains, the superior teacher demonstrate and the great teacher inspires. The teacher with unimpeachable integrity of character, qualities of leadership, environmental awareness and acquaintance with the day to day development in the chosen discipline becomes a source of inspiration mentor and model for students. The teacher in general should have a strong ether commitment. The assessment of the teacher should be concerned with the major attributes relating to the professional and subject related aspect, and overall impression of a teacher.

Objectives: -

The objectives of feedback on teachers by students are as follows:

1. To find out general attitude related performance and relative status of a teacher
2. To find out subject related performance and relative status of a teacher
3. To involve the students participation in the process of quality enhancement
4. To examine the overall impression of a teacher

Methodology: -

A questionnaire, comprising 25 questions, 13 questions related to general/ attitude and 12 questions related to subject, was provided to students to take feedback on all aspects of the teacher. Students from B. A., B. Com. and B. Sc. Third year were selected randomly too collect the required information. The collected data was classified according to each faculty. A five point scale – Excellent (5), Very good (4), Good (3), Average (2) and below average (1) was used to evaluate the performance of a teacher. The percentage of teachers are categorized according to the points obtained in the scale grade 'O' above 80 %, grade 'A' between 60-80 % and grade 'B' below 60 %. Part C is used for overall impressions and suggestions

Findings: -

The following are the important findings of the feedback

- The analysis of the feedback reveals that out of 31 faculty members 23 obtained 'O' grade, whereas 7 faculty members have 'A' grade and single faculty obtained 'B' grade. Observations showed that maximum teacher's overall performance is excellent.

Suggestions: -

Common expectations-cum suggestions by students:

- Teacher should explain the subject deeply
- Guidance regarding examination pattern is necessary
- To create interest in the subject
- Conduct visit to the historical places
- Mode of teaching should be simple
- Teacher should be able to control class perfectly
- Teacher should conduct class regularly
- To complete syllabus within stipulated time
- Efforts should be taken to improve general knowledge of the students

Feedback Analysis of Teachers by Students 2018-19

S. N.	Name of Teacher	Criteria A in %	Criteria B in %	Average (A+B)	Grade
1	Dr. B. D. Waghmare	64.62	54.17	59.39	B
2	Dr. S. A. Kulkarni	91.59	88.00	89.79	O
3	Dr. A. R. Lathi	90.77	88.44	89.61	O
4	Dr. P. D. Achole	88.41	83.00	85.71	O
5	Dr. R. M. Dharamkare	83.59	81.22	82.41	O
6	Dr. S. V. Narwade	71.12	69.23	70.18	A
7	Dr. B. V. Aghav	86.87	87.33	87.10	O
8	Dr. P. T. Gangasagare	86.56	86.33	86.45	O
9	Dr. S. G. Jadhav	68.57	68.33	68.45	A
10	Ku. V. N. Khandare	81.98	82.38	82.18	O
11	Prof. S. S. Dodal	75.38	75.00	75.19	A
12	Dr. A. D. Kadam	74.87	73.00	73.94	A
13	Dr. N. S. Solanke	90.26	87.56	88.91	O
14	Prof. G. P. Chavan	89.95	87.44	88.70	O
15	Dr. D. S. Salve	66.77	63.78	65.27	A
16	Dr. S. P. Hatkar	90.56	88.00	89.28	O
17	Dr. R. R. Pimpalpal	87.69	86.78	87.24	O
18	Prof. V. S. Pawar	89.23	92.92	91.07	O
19	Dr. A. V. Pawade	78.15	76.44	77.30	A
20	Ku. S. S. Wagh	62.05	58.70	60.38	A
21	Prof. A. D. Madavi	87.57	85.13	86.35	O
22	Dr. B. B. Lakshete	86.26	82.44	84.35	O
23	Dr. P. P. Joshi	90.67	86.89	88.78	O
24	Dr. S. D. Chavan	81.33	79.65	80.49	O
25	Dr. S. L. Patki	83.08	80.95	82.01	O
26	Prof. T. R. Hapgunde	94.62	94.58	94.60	O
27	Prof. A. K. Pathan	83.54	81.62	82.58	O
28	Dr. S. S. Nagarkar	84.11	82.19	83.15	O
29	Dr. A. B. Gattani	83.71	81.84	82.77	O
30	Dr. D. D. Maske	83.29	81.46	82.38	O
31	Prof. R. D. Kene	94.62	94.33	94.47	O

Note: - Above 80% = O; Between 60%-80% = A; Below 60% = B

Summary
O = 23
A = 7
B = 1



COORDINATOR

Dr. S. A. Kulkarni

Feedback Committee 2018-19

Analysis of Feedback of Library by Students

Introduction

Library is the soul of the institution; which plays crucial role in the development of knowledge. We can state that reading habit is gained by library, Dr. S. R. Ranganathan a luminary and a visionary in the field of library and information science compared library to a growing organism.

In 21st century there has been increasingly use of internet to gather and retrieve data. The shifted to digital libraries has greatly imparted the way people use physical libraries.

Objectives

1. To study efficiency and availability of library services to students.
2. To evaluate present status of library of the college.

Methodology:-

A questionnaire consisting 13 questions was provided to the students of BA, BSc and BCom Third Year. The analysis is made on percentage basis.

Results: -

- ❖ 82.00% students were satisfied with the sufficient availability of text, reference and other books
- ❖ 78.00% students show their positive view regarding availability of sufficient newspapers, periodicals and journals in the library
- ❖ 78.67% students agree about sufficient availability of reading material for competitive examination
- ❖ 70.67% students are satisfied with the display and availability of new arrivals.
- ❖ 75.33% students are of the opinion that the seating arrangement in reading room and night library facility is very good.
- ❖ 80.00% students are happy with working hours of library
- ❖ 75.33% students appreciate the readiness to provide library services and they mentioned that the behavior of library staff with the students is very good.
- ❖ 70.67% students believe that awareness of library created by staff among the students is good.
- ❖ 74.00% students were satisfied with cleanliness in the library.
- ❖ 70.67% students were happy with the promptness in providing unavailable books.
- ❖ 82.00% students say that the process of getting identity card is easy.
- ❖ 54.00% students agree with the availability of reprography facility the library.

Following suggestions were given by students:

1. There should be good availability of safe drinking water for students
2. Cleanliness should be 100%
3. Quality of benches in the classrooms should be improved
4. First-Aid box should be made available.
5. Improvement is necessary in the canteen services.

Feedback Analysis of Library by Students 2018-19

Que. No.	Sample Form Numbers of students																														Total	Percent
	1	2	3	4	5	6	7	8	9	10	11	12	13	14	15	16	17	18	19	20	21	22	23	24	25	26	27	28	29	30		
1	4	5	4	5	3	5	5	5	5	5	1	4	3	4	4	5	5	3	3	4	3	5	5	4	4	5	3	4	3	5	123	82.00
2	4	5	4	5	3	2	5	5	5	4	2	3	3	5	3	5	5	4	3	3	3	4	5	4	3	4	4	3	4	5	117	78.00
3	5	5	4	5	3	3	5	4	5	5	2	3	1	5	3	5	4	3	3	4	2	4	5	4	4	4	5	4	4	5	118	78.67
4	5	5	4	5	4	3	3	4	4	4	2	2	2	4	3	5	4	2	3	3	2	4	4	3	4	4	4	3	2	5	106	70.67
5	5	5	4	5	5	5	4	4	5	4	1	3	3	4	3	5	4	1	3	2	2	4	4	3	3	5	4	4	4	5	113	75.33
6	5	5	4	5	5	4	5	4	5	4	1	2	2	3	4	5	5	3	4	4	3	5	5	3	4	5	5	3	3	5	120	80.00
7	5	5	4	5	2	5	5	3	5	5	2	3	1	2	3	5	4	4	3	3	3	4	5	4	4	5	5	2	2	5	113	75.33
8	4	5	4	5	2	5	5	3	4	4	2	3	1	4	2	4	4	3	3	4	3	5	4	4	5	5	5	4	2	5	113	75.33
9	4	5	4	5	1	5	4	5	5	3	2	4	1	3	3	4	4	3	2	3	3	4	4	0	5	5	4	5	1	5	106	70.67
10	5	5	4	5	2	5	5	5	4	3	1	3	1	4	4	5	3	4	3	3	3	5	3	0	5	5	4	4	3	5	111	74.00
11	4	5	4	5	1	4	3	5	5	4	1	2	2	5	3	5	4	2	4	4	3	5	4	0	4	4	3	3	2	5	105	70.00
12	5	5	4	5	5	4	5	5	5	4	4	2	3	4	3	4	4	4	2	3	4	5	5	4	5	5	5	3	2	5	123	82.00
13	3	5	4	5	1	4	4	5	4	4	1	1	0	5	3	2	2	1	3	4	3	3	2	0	3	1	3	2	1	2	81	54.00
Total	58	65	52	65	37	54	58	57	61	53	22	35	23	52	41	59	52	37	39	44	37	57	55	33	53	57	54	44	33	62		

Analysis of Feedback of Office by Students (2018-19)

Introduction: -

Office of any institution plays vital role in the proper administration. It provides excellent service to students, teachers and parents. The quality of office work is accessed every year by collecting feedback in the prescribed format from the students of our college.

Objectives: -

1. To evaluate the present status of office of the college.
2. To seek the stakeholders opinion about college administration.

Methodology: -

A questionnaire, comprising 12 questions, was provided to students to collect feedback on different aspects of the office. Students from B. A., B. Com. and B. Sc. Third year were selected randomly too collect the required information. The collected data was analyzed. The percentage tool was used to analyze the data.

Results: -

- ❖ 72.67% students are of the opinion that working hours of the college are good.
- ❖ 74.00% students expressed their satisfaction with easiness in admission process. The students are also satisfied regarding availability of various forms and prospectus easily.
- ❖ 76.67% students are satisfied with the timely display of notices.
- ❖ 82.00% students registered their response as excellent regarding the display of regular examination time table.
- ❖ 78.67% students mentioned their response as very good in terms of timely distribution of marksheets.
- ❖ 73.33% students mentioned that the college office is prompt in issuing T.C., Bonafide certificates etc.
- ❖ 69.33% students expressed their satisfaction as good regarding the distribution of scholarship and letters sent to students
- ❖ 66.00% students are satisfied with the guidance and counseling by office staff.
- ❖ 64.00% students believe that our office is prompt in solving difficulties of students.
- ❖ 69.33% students registered their response as good on the behavior of the office employees with students.
- ❖ Some specific suggestions in respect of office services are:
 1. Maintain regularity in work
 2. Behavior with students should be improved
 3. Be prompt in solving difficulties

Feedback Analysis of Office by Students 2018-19

Que. No.	Sample Form Numbers of students																														Total	Percent	
	1	2	3	4	5	6	7	8	9	10	11	12	13	14	15	16	17	18	19	20	21	22	23	24	25	26	27	28	29	30			
1	4	2	4	4	5	1	4	5	2	5	3	4	5	4	2	3	3	3	4	5	2	4	3	5	3	5	5	2	4	4	4	109	72.67
2	4	3	5	5	5	1	4	5	3	5	3	4	5	3	5	3	3	3	4	4	1	3	3	5	4	5	3	3	4	3	111	74.00	
3	5	4	4	4	5	2	5	5	2	4	2	5	5	3	5	4	3	3	3	4	2	4	3	5	3	5	4	3	3	2	111	74.00	
4	5	4	4	5	5	3	5	5	1	5	1	3	5	2	5	3	3	3	4	5	2	4	4	5	5	5	4	4	4	2	115	76.67	
5	5	4	4	5	5	3	5	5	1	5	5	2	5	2	5	4	4	3	4	5	3	5	4	5	3	5	5	4	5	3	123	82.00	
6	5	4	3	5	5	3	4	5	2	5	5	1	5	3	5	4	4	3	4	5	4	5	4	5	2	5	4	3	4	2	118	78.67	
7	5	4	4	4	4	1	3	5	1	5	2	2	5	3	5	3	4	3	4	4	5	4	4	5	4	5	4	2	4	2	110	73.33	
8	5	3	4	5	4	2	2	5	1	5	1	4	4	4	4	4	4	3	4	3	5	3	3	5	3	5	3	2	3	1	104	69.33	
9	4	4	5	5	4	1	3	5	1	3	5	4	5	2	5	3	4	2	4	4	4	3	2	5	2	5	4	1	3	2	104	69.33	
10	4	4	3	4	3	1	5	5	1	2	3	5	5	1	5	4	4	2	3	5	4	3	3	5	1	5	4	1	2	2	99	66.00	
11	4	4	2	5	2	1	4	5	2	4	2	2	5	3	5	4	4	2	3	3	3	3	3	5	3	5	3	1	1	3	96	64.00	
12	4	4	4	4	1	1	5	5	1	3	1	4	5	5	5	5	4	3	5	4	1	3	2	5	4	5	4	2	4	1	104	69.33	
Total	54	44	46	55	48	20	49	60	18	51	33	40	59	35	56	44	44	33	46	51	36	44	38	60	37	60	47	28	41	27			

Analysis of Feedback of College Campus by Students

Campus of the college in the first instance of the students gives great impression to the new comer students entering in the college for first time. College campus must be beautiful, clean, and compact with the shadow of trees all along the buildings. Sanitary facility, garden etc. improves the beauty of the campus.

The feedback of campus has been collected by the students on various aspects.

Objectives: -

1. To evaluate the present status of campus of the college.
2. To seek the stakeholders opinion about college campus.

Methodology: -

A questionnaire comprising 19 questions was provided to the students to collect feedback on various aspects of college campus. B. A., B. Sc. And B. Com. Third year students were selected randomly to collect the data. The data was analyzed. The percentage tool was used to analyze the data.

Results: -

- ❖ 72.00% students were satisfactory regarding cleanliness of the campus.
- ❖ 61.33% students were happy with cleanliness of the classroom. However it should be improved.
- ❖ 67.33% students were happy with the seating arrangement in the classroom.
- ❖ 55.33% students agree for availability of safe drinking water. However it needs improvement.
- ❖ 56.00% students were satisfied with toilet facility. Needs more facilities.
- ❖ 58.67% students believe that the canteen facility is good.
- ❖ 74.00% students were satisfied with the hostel facility
- ❖ 79.33% students believe in the very good facility of games/sports
- ❖ 67.33% students were happy with the garden facility in the campus
- ❖ 64.00% students were comfortable with internet facility provided in the college campus.
- ❖ 60.00% students are happy with the working of grievance redressal cell
- ❖ 69.33% students are happy with working of women's cell.
- ❖ 74.00% students believe in the good discipline in the campus
- ❖ 72.67% students believe that the parking arrangement in the campus is better.
- ❖ 72.00% students were satisfied with availability of auditorium in the campus.
- ❖ 72.00% students were happy to have consumer store in the campus
- ❖ 70.67% students take advantage of carrier guidance and counseling cell.
- ❖ 52.00% students were satisfied with health care facility. However it needs improvement.
- ❖ 64.67% students are happy with co-curricular and extracurricular activities in the campus.

Feedback Analysis of Campus by Students 2018-19

Que. No.	Sample Form Numbers of students																														Total	Percent
	1	2	3	4	5	6	7	8	9	10	11	12	13	14	15	16	17	18	19	20	21	22	23	24	25	26	27	28	29	30		
1	5	5	1	3	4	5	3	3	4	4	3	3	4	1	5	3	3	5	3	3	2	5	4	4	5	2	4	2	5	5	108	72.00
2	4	3	1	3	3	4	3	2	3	3	3	4	4	1	4	1	3	5	3	1	2	4	4	5	3	2	4	2	4	4	92	61.33
3	4	3	1	4	3	5	3	4	4	3	4	5	5	1	5	1	3	5	2	2	2	2	4	5	5	4	3	1	5	3	101	67.33
4	3	3	1	2	1	3	2	3	3	4	4	3	4	2	4	1	3	5	2	1	1	1	1	5	3	3	5	2	5	3	83	55.33
5	1	4	1	3	2	4	2	2	2	4	3	4	5	2	4	1	3	5	2	2	1	2	1	5	2	2	5	2	4	4	84	56.00
6	4	4	1	3	1	4	3	4	4	3	3	3	4	0	4	2	3	5	2	1	3	1	2	5	3	2	5	2	4	3	88	58.67
7	3	4	1	3	1	5	3	4	5	4	3	4	4	5	5	3	3	5	3	3	4	2	4	4	4	4	5	4	5	4	111	74.00
8	5	5	1	3	3	5	4	5	5	4	3	3	5	5	5	3	3	5	3	4	4	5	5	3	3	4	4	3	5	4	119	79.33
9	5	5	1	3	2	3	3	5	3	3	2	4	4	4	2	3	3	5	2	2	3	4	5	4	5	3	1	3	5	4	101	67.33
10	4	4	1	4	1	4	1	5	4	3	2	2	5	4	4	2	3	5	2	5	1	5	4	5	3	4	0	1	5	3	96	64.00
11	3	5	1	3	0	4	2	4	2	3	2	3	5	3	3	1	2	5	1	5	1	4	5	5	3	3	4	0	5	4	91	60.67
12	4	5	2	3	2	4	3	3	3	4	3	4	4	3	5	1	2	5	1	5	2	3	5	5	4	4	3	3	5	4	104	69.33
13	5	5	1	3	3	5	4	2	4	5	4	5	4	5	5	3	2	5	3	5	1	2	4	5	4	3	2	2	5	5	111	74.00
14	4	5	2	4	3	5	3	1	4	5	4	3	5	5	5	2	2	5	3	5	2	1	5	5	4	4	1	2	5	5	109	72.67
15	3	5	1	4	1	4	3	3	4	4	5	4	4	4	4	2	2	5	3	5	3	5	4	4	3	3	4	2	5	5	108	72.00
16	2	4	2	4	2	5	4	4	4	3	4	4	5	2	5	2	2	5	3	5	2	4	4	5	3	3	3	3	5	5	108	72.00
17	5	5	2	4	3	4	1	5	2	4	3	4	5	2	5	3	3	4	3	5	3	3	5	5	2	3	2	1	5	5	106	70.67
18	2	3	2	4	0	4	3	3	2	5	2	4	4	2	2	1	0	5	2	3	1	3	3	0	1	4	4	1	5	3	78	52.00
19	1	4	1	4	2	4	4	2	1	5	3	4	5	1	5	3	3	5	3	5	4	3	4	5	3	3	1	1	5	3	97	64.67
Total	67	81	24	64	37	81	54	64	63	73	60	70	85	52	81	38	48	94	46	67	42	59	73	84	63	60	60	37	92	76		

Analysis of Feedback of Curriculum by Students 2018-19

Introduction: -

Study of any subject and achievement of educational objectives depend upon the type of curriculum that is framed and prescribed according to the requirements of standards.

The curriculum of Arts, Commerce and Science faculty is designed by the Board of Studies in different subjects in the university and the same is implemented by all the affiliated colleges. The feedback on curriculum is collected by students of our college.

Objectives: -

1. To know the opinion of students
2. To estimate the need of students and society.
3. To give suggestion for improvement of the curricula as per the demand of students.

Methodology: -

A questionnaire comprising of 7 questions was provided to students to collect feedback on different aspects. B. Sc., B. A. and B. Com. Third year students were selected randomly to collect the required information. The collected data was classified according to faculty. The percentage tool was used to analyze the data.

Results: -

- ❖ The students have selected the subjects according their choice; most of the students have their interest in the subject.
- ❖ Most of the students are not aware of observation of the present curricula.
- ❖ Some students opted the subjects just because these are practical oriented subjects which are useful in regular life.
- ❖ Most students believe that the courses taught in the college are useful in future carrier development.
- ❖ Majority of students says that the curricula are useful for the competitive exam like MPSC, UPSC, and Banking etc.
- ❖ More than 80.00% students believe that the curricula are useful to solve the problems in their practical life.
- ❖ Only 10.00% students suggest new idea to improve the existing curricula.
- ❖ 90.00% students kept ***away*** in the suggestion of **any** new course.
- ❖ Majority of students were of the e-of-the opinion that due to poor economic background and costly fees structure of non grant courses they can't go for it.

However the specific suggestions are as follows:

1. Make availability of old question paper sets in the library
2. The number of newspapers must be increased
3. Books for competitive exam should be increased.
4. Issue more than one book to the student
5. Books should be issued during examination period for reading to the students

ANALISIS OF FEEDBACK OF COLLEGE BY ALUMNI

(Academic Year – 2022-2023)

Introduction:

Alumni of any institute plays vital role in the development of the organization. Alumni supports institute in different ways. They always have emotional attachment with the institute where they could change their life. The feedback from the alumni will definitely help and support to college about what they feel and what are the areas where the development and improvement is needed as per the current scenario of the world. Keeping this view in mind, the feedback from alumni is collected about the different aspects of the college like environment, infrastructure, academic delivery library, administrative services etc.

Objectives:

- 1) To seek the alumni's opinion about the different areas of the college.
- 2) To seek the suggestions and improvement for the betterment of the institute.
- 3) To get the support in different areas from the alumni

Methodology:

A questionnaire, comprising 07 questions, was provided to Alumni to take feedback on all aspects of the college including environment, infrastructure, academic delivery, administrative services, quality of support services, interaction with alumni and library. The Alumni of UG and PG were selected randomly to collect the required information. The collected data was classified and analyzed. The percentage tool was used to analyze the data.

Results:

1. Environment -

- a) 82.92% alumni think that the environment of the college is excellent.

- b) 17.08% alumni think that the environment of the college is good.
- c) The zero percentage alumni think that the environment of the college is satisfactory and unsatisfactory

2. Infrastructure -

- a) 48.78% alumni think that the infrastructure of the college is excellent.
- b) 46.34% alumni think that the infrastructure of the college is good.
- c) 04.88% alumni think that the infrastructure of the college is satisfactory.
- d) The zero percentage alumni that think the infrastructure of the college is unsatisfactory.

3. Academic Delivery -

- a) 73.17% alumni think that the academic delivery of the college is excellent.
- b) 17.07% alumni think that the academic delivery of the college is good.
- c) 09.75% alumni think that the academic delivery of the college is satisfactory.
- d) The zero percentage alumni think that the academic delivery of the college is unsatisfactory.

4. Administrative Services -

- a) 39.05% alumni think that the administrative services of the college are excellent.
- b) 53.65% alumni think that the administrative services of the college are good.
- c) 04.87% alumni think that the administrative services of the college are satisfactory and unsatisfactory.
- d) 02.43% alumni think that the administrative services of the college are satisfactory and unsatisfactory.

5. Quality of Support Services –

- a) 41.46% alumni think that the quality of support services of the college is excellent.
- b) 19.51% alumni think that the quality of support services of the college is good.
- c) 36.60% alumni think the quality of support services of the college is satisfactory.
- d) 02.43% alumni think the quality of support services of the college is unsatisfactory.

6. Institute's Interaction with Alumni –

- a) 36.60% alumni thinks that the institute's interaction with alumni of the college is excellent.
- b) 19.51% alumni thinks that the institute's interaction with alumni of the college is good.
- c) 14.63% alumni think the institute's interaction with alumni of the college is satisfactory.
- d) 29.26% alumni think the institute's interaction with alumni of the college is unsatisfactory.

7. Library –

- a) 31.72% alumni thinks that the library services of the college are excellent.
- b) 46.34% alumni thinks that the library services of the college are good.
- c) 12.19% alumni think the library services of the college are satisfactory.
- d) 09.75% alumni think the library services of the college are unsatisfactory.


PRINCIPAL

Adarsh Education Society's
Art, Commerce & Science College
HINGOLI-431 513 (MS)

ANALISIS OF FEEDBACK OF COLLEGE BY ALUMNI

(Academic Year – 2021-2022)

Introduction:

Alumni of any institute plays vital role in the development of the organization. Alumni supports institute in different ways. They always have emotional attachment with the institute where they could change their life. The feedback from the alumni will definitely help and support to college about what they feel and what are the areas where the development and improvement is needed as per the current scenario of the world. Keeping this view in mind, the feedback from alumni is collected about the different aspects of the college like environment, infrastructure, academic delivery library, administrative services etc.

Objectives:

- 1) To seek the alumni's opinion about the different areas of the college.
- 2) To seek the suggestions and improvement for the betterment of the institute.
- 3) To get the support in different areas from the alumni

Methodology:

A questionnaire, comprising 07 questions, was provided to Alumni to take feedback on all aspects of the college including environment, infrastructure, academic delivery, administrative services, quality of support services, interaction with alumni and library. The Alumni of UG and PG were selected randomly to collect the required information. The collected data was classified and analyzed. The percentage tool was used to analyze the data.

Results:

1. Environment -

- a) 61.12% alumni think that the environment of the college is excellent.
- b) 38.88% alumni think that the environment of the college is good.

- c) The zero percentage alumni think that the environment of the college is satisfactory and unsatisfactory

2. Infrastructure -

- a) 55.56% alumni think that the infrastructure of the college is excellent.
- b) 33.33% alumni think that the infrastructure of the college is good.
- c) 11.11% alumni think that the infrastructure of the college is satisfactory.
- d) The zero percentage alumni think that the infrastructure of the college is unsatisfactory.

3. Academic Delivery -

- a) 44.45% alumni think that the academic delivery of the college is excellent.
- b) 55.55% alumni think that the academic delivery of the college is good.
- c) The zero percentage alumni think that the academic delivery of the college is satisfactory and unsatisfactory.

4. Administrative Services -

- a) 61.12% alumni think that the administrative services of the college are excellent.
- b) 38.88% alumni think that the administrative services of the college are good.
- c) The zero percentage alumni think that the administrative services of the college is satisfactory and unsatisfactory.

5. Quality of Support Services -

- a) 44.46% alumni think that the quality of support services of the college is excellent.
- b) 38.88% alumni think that the quality of support services of the college is good.

- c) 11.11% alumni think that the quality of support services of the college is satisfactory.
- d) 05.55% alumni think that the quality of support services of the college is unsatisfactory.

6. Institute's Interaction with Alumni -

- a) 33.35% alumni think that the institute's interaction with alumni of the college is excellent.
- b) 33.33% alumni think that the institute's interaction with alumni of the college is good.
- c) 27.77% alumni think that the institute's interaction with alumni of the college is satisfactory.
- d) 05.55% alumni think that the institute's interaction with alumni of the college is unsatisfactory.

7. Library -

- a) 38.88% alumni think that the library services of the college are excellent.
- b) 44.46% alumni think that the library services of the college are good.
- c) 16.66% alumni think that the library services of the college are satisfactory.
- d) The zero percentage alumni think that the library services of the college are unsatisfactory.


PRINCIPAL

**Adarsh Education Society's
Art, Commerce & Science College
HINGOLI-431 513 (MS)**

Analysis of Feedback of teaching and non teaching staff

2021-22

Some observations about the present curricula are:

- * More than 50% teaching and non teaching staff is satisfied with the present curricula.
- * Some of teaching and non teaching staff is expecting modification in present curricula.
- * The present curriculum is not adequate enough to provide employability to the students.
- * The present curriculum is not related to competitive examination
- * The present curriculum of language teaching needs to be modified with a view to build employability and language skills effectively.
- * In present curricula, there is lack of innovations.

Some observations about the usefulness of course taught in the college are:

- * Above 40% teaching and non teaching staff is agreed about usefulness of course in future.
- * Very few teaching and non teaching staff is disagreed about usefulness of course in future.

Some feedback about the curricula in solving the problems in practical life:

- * More than 50% teaching and non teaching staff is satisfied about the curricula in solving the problems in practical life
- * Very few teaching and non teaching staff is not completely satisfied about the curricula in solving the problems in practical life

Ideas from the staff to improve the existing curricula:

- * Industry requirement based curriculum should be framed
- * Digital forum is necessary for ideal teaching
- * The curricula should be based on social and national integrity.

Role of present curricula in career building:

- * Approximately 30% staff is in the favor that present curriculum is adequate in career building.
- * Near about 35% staff is not in the favor that present curriculum is adequate in career building.
- * Remaining staff suggest modification in present curricula to make it adequate in career oriented.


INCHARGE PRINCIPAL
Adarsh Education Society's
Arts, Commerce & Science College
HINGOLI, Dist. Hingoli

Analysis of Feedback of teaching and non teaching staff

2022-23

Some observations about the present curricula are:

- * More than 50% teaching and non teaching staff is satisfied with the present curricula.
- * Some of teaching and non teaching staff is expecting modification in present curricula.
- * The present curriculum is not adequate enough to provide employability to the students.
- * The present curriculum is not related to competitive examination
- * The present curriculum of language teaching needs to be modified with a view to build employability and language skills effectively.
- * In present curricula, there is lack of innovations.

Some observations about the usefulness of course taught in the college are:

- * Above 40% teaching and non teaching staff is agreed about usefulness of course in future.
- * Very few teaching and non teaching staff is disagreed about usefulness of course in future.

Some feedback about the curricula in solving the problems in practical life:


- * More than 50% teaching and non teaching staff is satisfied about the curricula in solving the problems in practical life
- * Very few teaching and non teaching staff is not completely satisfied about the curricula in solving the problems in practical life

Ideas from the staff to improve the existing curricula:

- * Industry requirement based curriculum should be framed
- * Digital forum is necessary for ideal teaching
- * The curricula should be based on social and national integrity.

Role of present curricula in career building:

- * Approximately 30% staff is in the favor that present curriculum is adequate in career building.
- * Near about 35% staff is not in the favor that present curriculum is adequate in career building.
- * Remaining staff suggest modification in present curricula to make it adequate in career oriented.


I/C PRINCIPAL
ADARSH EDUCATION SOCIETY'S
Art's Commerce & Science College
HINGOLI Dist. Hingoli